



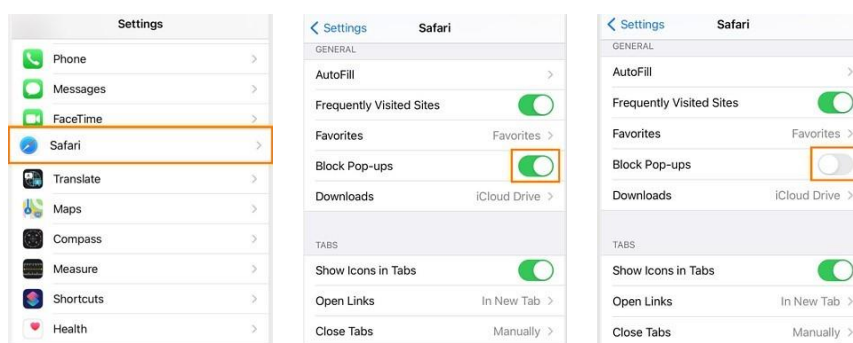
Apple Safari browser settings to access the Virtual Meeting platform for the EASD Annual Meeting 2022

To enable the full functionality of our websites, including the Virtual Meeting platform, Safari users must ensure that their browser allows pop-up windows!

Safari gives you the option to allow or block pop-up windows either on individual websites or on all websites. If you do not know whether to block pop-ups on a website, you can choose to block them and be notified when the website wants to display a pop-up. Then you can decide whether to show the pop-up window.

Mobile Apple Devices

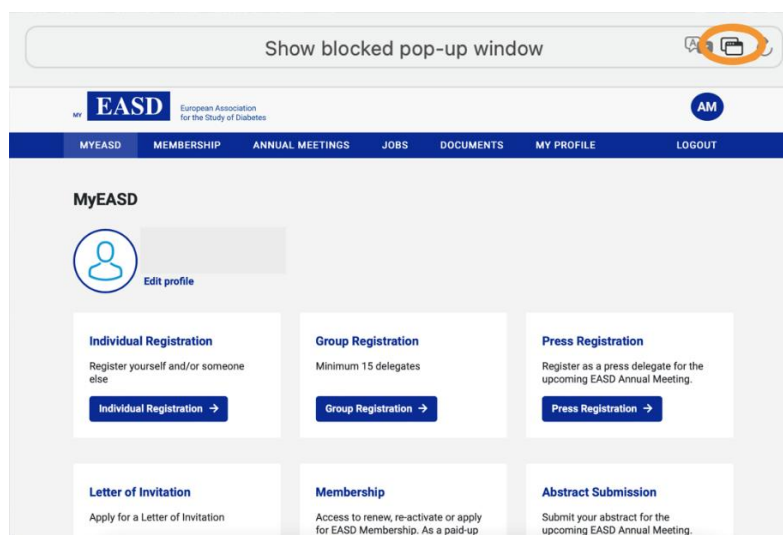
1. Open the App “Settings” / “Preferences”
2. Switch the slider next to “Block Pop-ups” to the Off position



MAC Users

If you have chosen the setting “Block and Notify” for pop-up windows, you have to click on the icon in the address bar marked in orange in the screenshot on the right to allow the pop-up window for this specific website.

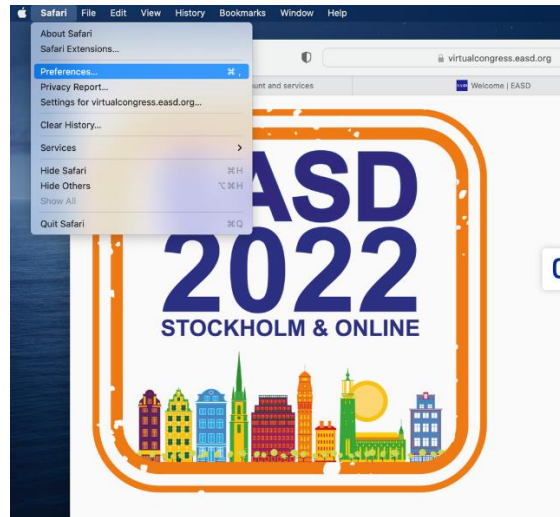
You have to repeat this every time you come to that specific website again.



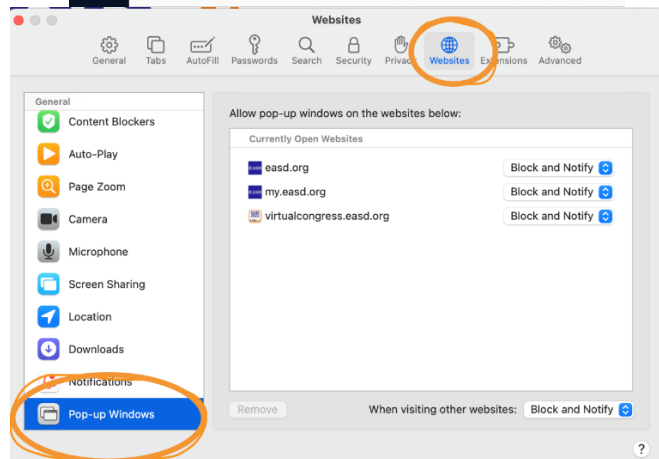
If you prefer a more permanent and comfortable setting, please allow pop-ups on all EASD related websites.

Please see next page for detailed instructions on how to allow pop-ups on all EASD related websites in your Safari browser on Apple MAC devices.

1. Navigate to the website (e.g. www.easd.org)
2. Select “Preferences” / “Settings” in Safari



3. Click on “Websites”
4. Click on “Pop-up Windows” on the left (please scroll down to the bottom of the list if you do not see “Pop-up Windows”)



5. Select “Allow” from the pop-up window for the individual website(s) or for all websites.

